



BALANCED BY NATURE

BOLD BY DESIGN

BUILT FOR YOUR JOURNEY



celtic
HOT TUBS



AMERICAN MADE. CELTIC TOUGH


WITH OVER 10 DECADES OF INDUSTRY EXPERTISE, Celtic Hot Tubs is dedicated to providing the highest quality product with long-lasting performance and dependability; a durable product engineered with customer satisfaction in mind. Our spas come fully loaded with many of the same features you see in a high-end luxury hot tub, but at a more affordable price.

Every member of our team is dedicated to meeting high standards of customer service.

TRISKELION HYDROTHERAPY SYSTEM

NEW LOW PROFILE TECHNOLOGY

Increased Power and Performance, with exceptional comfort



Ancient Celtic Symbology suggests that a three sided symbol illustrating motion also can relate to the concept of Spirit, Mind and Body. Our Turbo Boost Whirlpool System offers a passive therapy benefit from the rotating body of water within the hot tub. The alternative setting incorporates the full collection of the Triskelion jets that vary in size and style resulting in a targeted pin point therapy to the different muscle groups within your body.

Overall, the experience of simply soaking in crystal clear hot water, add-in the twist of a whirlpool, or the deep penetrating heat created by the jets and you'll relate to the primary benefits of hydrotherapy and how they improve your Spirit, Mind and Body.



CELTIC CLEAN WATER MANAGEMENT SYSTEM

With one of the industry's state-of-the-art electronic control systems, the Celtic Hot Tub will start itself twice daily for a period of time you can easily select. During this filter cycle, as we refer to it, the pump will operate at a quiet and high-flow setting, where it will run cost efficiently while it skims water from both the lower level of the tub and more importantly, directly from the water's surface as it skims off any floating particulates that would otherwise form a water line. Next, all the water is sent through the exclusive Silver Lining Micro Screen Cartridge and treated by the Celtic Clean Mineral cartridge (optional). For centuries, Earth's natural minerals, like silver and zinc, have been known for their natural qualities to kill bacteria and help the clean water.



Perhaps best of all, every **CELTIC CLEAN SYSTEM** includes a built-in Ozone Generator, and a very special reaction chamber that allows the ozone to environmentally and safely breakdown to pure oxygen.

Whenever the hot tub is running, Celtic Clean is working as it oxidizes finite sized particles, kills bacteria and significantly reduces the amount of chlorine or bromine required.

SAFETY AND EFFICIENCY

Built for Relaxation. Certified for Protection.

Every Celtic Hot Tub is certified to meet rigorous North American safety standards, giving you confidence with every soak. From electrical systems to advanced anti-entrapment engineering, each component is carefully designed to safeguard you and your family – without compromising comfort or power.

THE RESULT:

- Optimized heater performance
- Efficient pump operation
- Insulation systems engineered to retain heat
- Reduced overall energy consumption



PEACE OF MIND, BUILT IN

See back page to scan for warranty information.



**NEW
PRODUCT
LINE**



celtic **HOT TUBS** **SUMMIT SERIES**



Newly Designed Enclosed Filter



Silver Marble Acrylic Interior



Night-ready controls



LED Cabinet Lighting




Ambient Glow on Pillows



Transparent Waterfall

CRAFTED FOR THE CLIMB.

Built for the Soak.



5 Seats + Lounger CLOVER 250S



DRY WEIGHT	793 lbs / 360 kg
DIMENSIONS	84 x 84 x 34 in 213 x 213 x 86 cm
WATER CAPACITY	375 gal / 1,420 ltrs
FILLED WEIGHT	3,921lbs / 1,506 kg
ELECTRICAL REQUIREMENTS	US 240V 50A UK/EU 230V 32A
HEATER	US 4kW UK/EU 3kW
PUMP	US (1) 4hp 2spd & (1) 4hp 1spd UK/EU (1) 3hp 2spd & (1) 3hp 1spd
JETS	42 Hydrotherapy 8 Turbo Boost Jets
SPA CONTROL	7 Button Color Screen
WHIRLPOOL THERAPY	Yes
FILTRATION	Micro Screen Cartridge
LED WATER FEATURE	Transparent Waterfall
INTERIOR SHELL	Silver Marble Acrylic
BOTTOM BASE	ABS Waterproof
FRAME	Stainless Steel
CELTIC CLEAN WATER	Yes
COVER	Celtic Shield Cover
CABINET	Obsidian



The Clover 250S is designed for those who appreciate both structure and stretch. With five upright seats and a full-length lounger, this model delivers a balanced hydrotherapy experience that supports social connection while offering a dedicated space to fully recline.



MYSTIC 120S 4 Seats + Lounger



DRY WEIGHT	764 lbs / 347 kg
DIMENSIONS	78 x 78 x 34 in 198 x 198 x 86 cm
WATER CAPACITY	280 gal / 1,060 ltrs
FILLED WEIGHT	3,099 lbs / 1,406 kg
ELECTRICAL REQUIREMENTS	US - 120V/15A Convertible to 240V/50A UK/EU 230V/13A
HEATER	US 1KW (convertible to 4kW) UK/EU 2kW
PUMP	2hp - 2 Spd
JETS	18 Hydrotherapy 2 Turbo Boost Jets
SPA CONTROL	7 Button Color Screen
WHIRLPOOL THERAPY	Yes
FILTRATION	Micro Screen Cartridge
LED WATER FEATURE	Transparent Waterfall
INTERIOR SHELL	Silver Marble Acrylic
BOTTOM BASE	ABS Waterproof
FRAME	Stainless Steel
CELTIC CLEAN WATER	Yes
COVER	Celtic Shield Cover
CABINET	Obsidian



The Mystic 120S is thoughtfully scaled for comfort without compromise. Designed with four upright seats and a dedicated lounge, it offers a personal retreat that feels both inviting and intentional.

Watch
NOW



4 Seats SOLSTICE 122S



DRY WEIGHT	683 lbs / 310 kg
DIMENSIONS	82 x 72 x 32 in
WATER CAPACITY	269 gal / 1,018 ltrs
FILLED WEIGHT	2,926 lbs / 1,327 kg
ELECTRICAL REQUIREMENTS	US - 120V/15A Convertible to 240V/50A UK/EU 230V/13A
HEATER	US 1kW (convertible to 4kW) UK/EU 2kW
PUMP	2hp - 2 Spd
JETS	21 Hydrotherapy 2 Turbo Boost Jets
SPA CONTROL	7 Button Color Screen
WHIRLPOOL THERAPY	Yes
FILTRATION	Micro Screen Cartridge
LED WATER FEATURE	Transparent Waterfall
INTERIOR SHELL	Silver Marble Acrylic
BOTTOM BASE	ABS Waterproof
FRAME	Stainless Steel
CELTIC CLEAN WATER	Yes
COVER	Celtic Shield Cover
CABINET	Obsidian



The Solstice 122S is a refined four-seat design that proves elevated comfort does not require excess space. With its efficient footprint, this model integrates seamlessly into patios, courtyards, and architectural landscapes.



LUNA 118S 5 Seats



DRY WEIGHT	661 lbs / 300 kg
DIMENSIONS	79 x 79 x 34 in 200 x 200 x 86 cm
WATER CAPACITY	278 gal / 1,052 ltrs
FILLED WEIGHT	2,980 lbs / 1,352 kg
ELECTRICAL REQUIREMENTS	US - 120V/15A Convertible to 240V/50A UK/EU 230V/13A
HEATER	US 1kW (convertible to 4kW) UK/EU 2kW
PUMP	2hp - 2 Spd
JETS	16 Hydrotherapy 2 Turbo Boost Jets
SPA CONTROL	7 Button Color Screen
WHIRLPOOL THERAPY	Yes
FILTRATION	Micro Screen Cartridge
LED WATER FEATURE	Transparent Waterfall
INTERIOR SHELL	Silver Marble Acrylic
BOTTOM BASE	ABS Waterproof
FRAME	Galvanized Steel
CELTIC CLEAN WATER	Yes
COVER	Celtic Shield Cover
CABINET	Obsidian



The Luna 118S offers a distinctive presence within the Summit Collection as Celtic's only round spa – designed to foster connection through symmetry and simplicity. Its circular layout creates an open, conversational environment where every seat feels equally considered.

Watch NOW



2 Seats + 1 Lounge KOZY 126S



DRY WEIGHT	595 lbs / 270 kg
DIMENSIONS	61 x 84 x 32 in 155 x 213 x 31 cm
WATER CAPACITY	230 gal / 871 ltrs
FILLED WEIGHT	2,513lbs / 1,140 kg
ELECTRICAL REQUIREMENTS	US - 120V/15A Convertible to 240V/50A UK/EU 230V/13A
HEATER	US 1kW (convertible to 4kW) UK/EU 2kW
PUMP	2hp - 2 Spd
JETS	24 Hydrotherapy 2 Turbo Boost Jets
SPA CONTROL	7 Button Color Screen
WHIRLPOOL THERAPY	Yes
FILTRATION	Micro Screen Cartridge
LED WATER FEATURE	Transparent Waterfall
INTERIOR SHELL	Silver Marble Acrylic
BOTTOM BASE	ABS Waterproof
FRAME	Stainless Steel
CELTIC CLEAN WATER	Yes
COVER	Celtic Shield Cover
CABINET	Obsidian



The Kozy 126S may be the newest addition to the Summit Collection, but its presence is anything but small. With two upright seats and a dedicated lounge, the Kozy 126S creates an intimate, retreat-like setting ideal for couples or compact outdoor environment



THE KOZY

VINTAGE LUNA 118

Available for both the Summit Line (see page 10)
and the Classic Line (see page 13)

*Crafted from genuine Cypress wood,
naturally resistant to decay.*
Available in your choice of three rich stains – Tricorn Black,
Hawthorn or Dark Grey – or unfinished for a natural look.

VINTAGE SHELL OPTIONS



CLASSIC SHELL OPTIONS



HAWTHORNE




TRICORN BLACK



GRAY

EXTERIOR OPTIONS FOR BOTH SUMMIT AND CLASSIC LUNA



**TRICORN
BLACK**

**HAWTHORN
BROWN**

**DARK
GREY**

**NATURAL
CYPRESS**

AVAILABLE WITH STAINLESS STEEL OR BLACK BANDING

6 Seats LUNA 118

CLASSIC SERIES

A modern take on classic soaking, the Luna 118 delivers an inviting, circular design that naturally brings people together. Its deep, open seating creates a relaxed, social environment while the Turbo Boost jets introduce a dynamic hydrotherapy experience. Designed for simplicity and durability, the Luna is plug-and-play ready – making it an effortless addition to any space without compromising performance.

DRY WEIGHT	360 lbs / 2,695 kg
DIMENSIONS	78 x 78 x 34 in 198 x 198 x 86 cm
WATER CAPACITY	280 gal / 1,060 ltrs
FILLED WEIGHT	2,695 lbs / 1,223 kg
ELECTRICAL REQUIREMENTS	US - 120V/15A Convertible to 240V/50A UK/EU 230V/13A
HEATER	US 1KW (convertible to 4kW) UK/EU 2kW
PUMP	2hp - 2 Spd
JETS	18
TOP SIDE CONTROL	Programmable
WIFI	Optional
FILTRATION	Micro Screen Cartridge
LIGHTING	LED
INTERIOR SHELL	Titanium or Seashell High Density Polyethylene
CELTIC CLEAN WATER	Yes
COVER	Celtic Shield Cover
CABINET	Black or Coastal Gray



Seashell Interior




Titanium Interior



Black Cabinet



Coastal Gray Cabinet



MYSTIC 118 6 Seats



DRY WEIGHT	495 lbs / 225 kg
DIMENSIONS	78 x 78 x 34 in 198 x 198 x 86 cm
WATER CAPACITY	300 gal / 1,136 ltrs
FILLED WEIGHT	2,997 lbs / 1,360 kg
ELECTRICAL REQUIREMENTS	US - 120V/15A Convertible to 240V/50A UK/EU 230V/13A
HEATER	US 1KW (convertible to 4kW) UK/EU 2kW
PUMP	2hp - 2 Spd
JETS	18
TOP SIDE CONTROL	Programmable
WIFI	Optional
FILTRATION	Micro Screen Cartridge
LIGHTING	LED
INTERIOR SHELL	Titanium or Seashell High Density Polyethylene
CELTIC CLEAN WATER	Yes
COVER	Celtic Shield Cover
CABINET	Black or Coastal Gray

The Mystic 118 blends form and function with a spacious square layout that offers defined seating and enhanced comfort. Thoughtfully contoured positions provide a more structured soak, while the upgraded jet count delivers targeted hydrotherapy across key muscle groups. With its balance of design, performance, and everyday usability, the Mystic creates a refined experience for both relaxation and recovery.




6 Seats CLOVER 240

CLASSIC SERIES

Designed for those who want the ultimate in space and performance, the Clover 240 delivers a commanding spa experience. Its expansive square layout provides generous room for multiple bathers, while 50 jets and dual 4HP pumps create powerful, full-body hydrotherapy. Built on a 220V platform, the Clover is engineered for deeper pressure, faster heating, and uncompromising performance – making it the pinnacle of the Classic Series.

DRY WEIGHT	600 lbs / 273 kg
DIMENSIONS	84 x 94 x 34 in 213 x 213 x 86 cm
WATER CAPACITY	375 gal / 1,420 ltrs
FILLED WEIGHT	3,278 lbs / 1,692 kg
ELECTRICAL REQUIREMENTS	US 240V/50A UK/EU 230V/32A
HEATER	US 4kW UK/EU 3kW
PUMP	US (1) 4hp 2spd & (1) 4hp 1spd UK/EU (1) 3hp 2spd & (1) 3hp 1spd
JETS	40
TOP SIDE CONTROL	Programmable
WIFI	Optional
FILTRATION	Micro Screen Cartridge
LIGHTING	LED
INTERIOR SHELL	Titanium or Seashell High Density Polyethylene
CELTIC CLEAN WATER	Yes
COVER	Celtic Shield Cover
CABINET	Black or Coastal Gray





3100 Bowling Green Rd, Franklin, KY 42134 • 270.306.6220 • celtichottubs.com